

Fern and Forest Socks Pattern Errata – SKU #23685










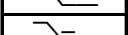


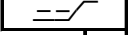

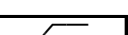


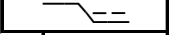
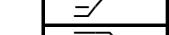



Patterns Purchased Previous to June 27, 2016 ...

Fern Pattern Chart Key

Missing several symbols

Corrected Pattern ...

Fern Pattern Chart Key

| | |
|---|---|
|  | Knit |
|  | Purl |
|  | Yarnover |
|  | Knit 2 sts together |
|  | Slip one st knitwise, k1, pass slipped st over. |
|  | Slip one st to cable needle and hold to front, p1, k1 from cable needle |
|  | Slip one st to cable needle and hold to back, k1, p1 from cable needle |
|  | Slip one st to cable needle and hold to back, k1, k1 from cable needle |
|  | Slip one st to cable needle and hold to front, k1, k1 from cable needle |
|  | Slip one st to cable needle and hold to front, p1, k1, k1 from cable needle |
|  | Slip one st to cable needle and hold to front, p2, k1 from cable needle |
|  | Slip one st to cable needle and hold to front, k1, p1, k1 from cable needle |
|  | Slip two sts to cable needle and hold to back, k1, (k1, p1) from cable needle |
|  | Slip two sts to cable needle and hold to back, k1, (p1, k1) from cable needle |
|  | Slip two sts to cable needle and hold to back, k1, p2 from cable needle |
|  | 4 st bobble - k in to front, back, front and back of st, then turn, and purl the 4 sts together, turn again, transfer st back to right needle. |
|  | Slip two sts to cable needle and hold to back, k2, k2 from cable needle |
|  | Slip two sts to cable needle and hold to front, k2, k2 from cable needle |
|  | Slip two sts to cable needle and hold to back, p2, k2 from cable needle |
|  | Slip two sts to cable needle and hold to front, p2, k2 from cable needle |
|  | Slip one st to cable needle and hold to back, k2, p1 from cable needle |
|  | Slip two sts to cable needle and hold to front, p1, k2 from cable needle |